

WOOFER L15P200AK II

Professional Low Frequency Transducer

The L15P200AK II is the RCF classical extended low frequency 15" woofer. Generous voice coil length, heavier moving mass weight and very low resonance frequency for perfect low frequency reproduction. Remarkable the linearity in the application range. Special treatments are applied to cone surface and surround for optimum dampening.

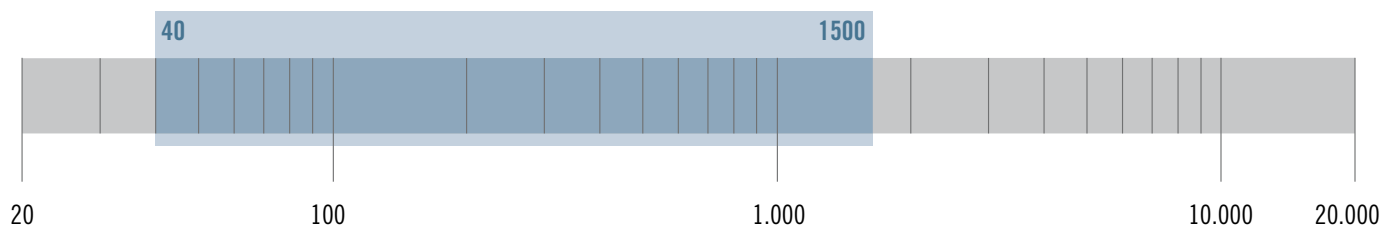
PART NUMBER **11100082**

Features

- 4-inch, fibreglass inside-outside copper voice coil
- 1600 Watt continuous program power handling
- 95 dB Sensitivity
- 35 Hz - 1 kHz Application range
- Triple roll damped surround
- Corrugated straight damped cone
- Dual spider deigned with silicon
- Based damping control

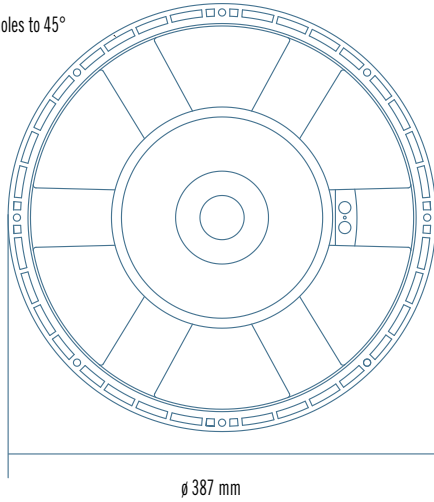
Applications

The L15P200AK II finds its best application in bass reflex enclosures. It is a perfect solution for recorded music, cinema speakers, very low frequency monitoring and applications where low frequency linearity is required. In 2 way systems shall be used in conjunction to large format compression driver, very good for linear 3 way system.

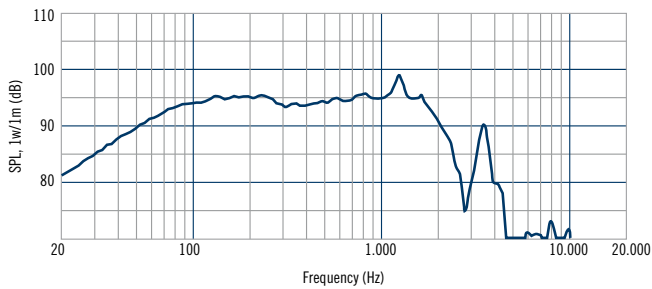
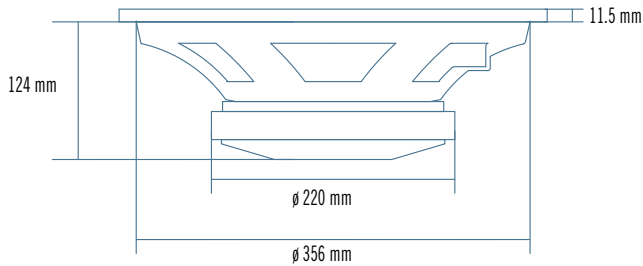




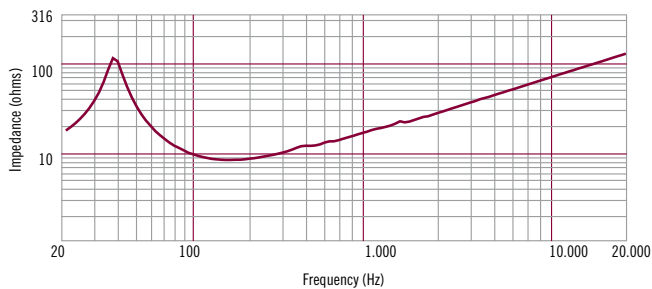
8 x ϕ 6.5 mm holes to 45°
on 371 mm



ϕ 387 mm



Frequency response curve of the loudspeaker taken in a hemispherical, free field environment and mounted in a closed box with an internal volume of 600 litres (21.2 cu.ft) enclosing the rear of the driver.



Impedance magnitude curve measured in free air.

General Specifications

Nominal Diameter	380/15	mm/inch
Rated Impedance	8	ohm
Program Power ¹	1600	Watts
Power handling capacity ²	800	Watts
Sensitivity ³	95	dB
Frequency Range	35 - 1000	Hz
Effective Piston Diameter	325/12.8	mm/inch
Max Excursion Before Damage (peak to peak)	36/1.4	mm/inch
Minimum Impedance	7.9	ohm
Voice Coil Diameter	100/4	mm/inch
Voice Coil Material	Copper	
Voice Coil Winding Depth	24/0.9	mm/inch
Number of layers	2	
Kind of layer	inside/outside	
Top Plate Thickness	9/0.35	mm/inch
Cone Material	No pressed pulp	
Cone Design	Straight	
Surround Material	Polycotton treat	
Surround Design	Triple roll	

Thiele - Small Parameters ⁴

Resonance frequency	Fs	38	Hz
DC resistance	Re	6.5	ohm
Mechanical factor	Qms	8.1	
Electrical factor	Qes	0.35	
Total factor	Qts	0.34	
BL Factor	BL	25.8	T · m
Effective Moving Mass	Mms	134	gr
Equivalent Cas air load	Vas	139	liters
Effective piston area	Sd	0.083	m ²
Max. linear excursion (mathematical) ⁵	Xmax	9.8	mm
Voice - coil inductance @ 1KHz	Le1K	1.5	mH
Half-space efficiency	Eff	1.93	%

Mounting Information

Overall Diameter	387/15.2	mm/inch
Bolt Circle Diameter	371/14.6	mm/inch
Bolt Hole Diameter	6.5/0.3	mm/inch
Front Mount Baffle Cut-out	358/14.1	mm/inch
Rear Mount Baffle Cut-out	362/14.2	mm/inch
Depth	138/5.4	mm/inch
Volume occupied by the driver ⁶	3.4/0.12	liters/ft3

Shipping Information

Net Weight	11.7/25.7	Kg/Lbs
Shipping Weight	12.2/26.8	Kg/Lbs

Notes to Specifications

1 Program Power is defined as 3 dB greater than AES power. - 2 AES standard. - 3 Sensitivity measurement is based on a 500-2.5 kHz pink noise signal with input power of 2.83V @ 8 Ohms. - 4 Thiele-Small parameters are measured after a 2 hour warm up period running the loudspeaker at full power handling capacity. - 5 The maximum linear excursion is calculated as: $(Hvc - Hg)/2 + Hg/4$ where Hvc is the voice coil depth and Hg the gap depth. - 6 Calculated for front mounting on 18 mm thick board.